



Check another page:

Go!

[Show Advanced / Accessibility Options](#) [Terms of use](#)

Results for <http://www.whitehouse.gov/government/>

Page last checked on Fri 14/07/2006 at 1:50pm.

General

Quality

Accessibility

Privacy

[Expand All](#) | [Collapse All](#)

This page **does not comply** with all of the automatic and manual checkpoints of the W3C Web Content Accessibility Guidelines, and **requires repairs and manual verification**.

	Automatic Checkpoints			Manual Checkpoints		
	Status	Errors	Instances	Status	Warnings	Instances
Priority 1		1	18		13	225
Priority 2		4	118		19	270
Priority 3		3	32		11	11

Priority 1 Checkpoints

[Collapse Section](#) ▲ | [Top of Page](#)

Errors

1 tests, 18 instances on page

	Guideline	Instances	Line Numbers
1.1	Provide alternative text for all images.	18	306, 310, 329, 350, 360, 367, 370, 398, 401, 408, 411, 414, 434, 441, 444, 446, 469, 503

Warnings

13 tests, 225 instances on page

	Guideline	Instances	Line Numbers
1.1	If the submit button is used as an image map, use separate buttons for each active region.	1	48
1.1	Alt text > 150 characters, consider providing a separate description.	1	314
1.1	If an image conveys important information beyond what is in its alternative text, provide an extended description.	94	34, 34, 34, 37, 37, 37, 37, 37, 37, 37, 37, 37, 37, 40, 40, 40, 40, 40, 40, 40, 40, 40, 44, 44, 44, 44, 44, 44, 45, 45, 69, 73, 77, 81, 85, 89, 93, 97, 102, 106, 110, 114, 119, 124, 129, 141, 145, 149, 153, 157, 161, 171, 175, 179, 183, 194, 200, 212, 216, 220, 224, 228, 232, 242, 246, 258, 271, 276, 281, 303, 306, 310, 314, 326, 329, 347, 350, 360, 367, 370, 398, 401, 408, 411, 414, 419, 424, 428, 434, 441, 444, 446, 469,

			503
2.1	If you use color to convey information, make sure the information is also represented another way.	97	34, 34, 34, 34, 37, 37, 37, 37, 37, 37, 37, 37, 37, 40, 40, 40, 40, 40, 40, 40, 40, 40, 40, 44, 44, 44, 44, 44, 44, 45, 45, 69, 73, 77, 81, 85, 89, 93, 97, 102, 106, 110, 114, 119, 124, 129, 141, 145, 149, 153, 157, 161, 171, 175, 179, 183, 194, 200, 212, 216, 220, 224, 228, 232, 242, 246, 258, 271, 276, 281, 303, 306, 310, 314, 326, 329, 347, 350, 360, 367, 370, 398, 401, 408, 411, 414, 419, 424, 428, 434, 441, 444, 446, 469, 503, 561, 574
4.1	Identify any changes in the document's language.		
5.1	If this is a data table (not used for layout only), identify headers for the table rows and columns.	9	51, 274, 352, 394, 448, 473, 506, 508, 570
5.2	If a table has two or more rows or columns that serve as headers, use structural markup to identify their hierarchy and relationship.	12	51, 274, 278, 352, 394, 448, 473, 506, 508, 559, 565, 570
6.1	If style sheets are ignored or unsupported, ensure that pages are still readable and usable.		
6.3	Provide alternative content for each SCRIPT that conveys information or functionality.		
6.3	Make sure pages are still usable if programmatic objects do not function.	3	15, 339, 572
7.1	Make sure that the page does not cause the screen to flicker rapidly.		
8.1	Provide accessible alternatives to the information in scripts, applets, or objects.	3	15, 339, 572
14.1	Use the simplest and most straightforward language that is possible.		

Priority 2 Checkpoints

[Collapse Section](#) ▲ | [Top of Page](#)



Errors

4 tests, 118 instances on page

	Guideline	Instances	Line Numbers
3.2	Use a public text identifier in a DOCTYPE statement.		
3.4	Use relative sizing and positioning , rather than absolute.	103	29, 32, 45, 58, 61, 63, 70, 74, 78, 82, 86, 90, 94, 98, 103, 107, 111, 115, 120, 125, 130, 138, 142, 146, 150, 153, 154, 154, 157, 158, 158, 162, 168, 172, 176, 180, 184, 190, 195,

			201, 209, 213, 217, 221, 225, 229, 233, 239, 243, 247, 253, 256, 256, 262, 266, 280, 284, 285, 287, 287, 289, 301, 313, 313, 315, 318, 320, 320, 325, 332, 332, 346, 363, 373, 382, 404, 419, 419, 423, 424, 424, 427, 428, 428, 437, 451, 451, 456, 457, 457, 461, 462, 462, 476, 476, 485, 486, 486, 494, 495, 495, 515, 517
9.3	Make sure event handlers do not require use of a mouse.	13	37, 37, 37, 37, 37, 37, 40, 40, 40, 40, 40, 40, 40
12.4	Explicitly associate form controls and their labels with the LABEL element.	1	47

 **Warnings**

19 tests, 270 instances on page

	Guideline	Instances	Line Numbers
2.2	Check that the foreground and background colors contrast sufficiently with each other.	97	34, 34, 34, 34, 37, 37, 37, 37, 37, 37, 37, 37, 37, 40, 40, 40, 40, 40, 40, 40, 40, 40, 40, 44, 44, 44, 44, 44, 44, 45, 45, 69, 73, 77, 81, 85, 89, 93, 97, 102, 106, 110, 114, 119, 124, 129, 141, 145, 149, 153, 157, 161, 171, 175, 179, 183, 194, 200, 212, 216, 220, 224, 228, 232, 242, 246, 258, 271, 276, 281, 303, 306, 310, 314, 326, 329, 347, 350, 360, 367, 370, 398, 401, 408, 411, 414, 419, 424, 428, 434, 441, 444, 446, 469, 503, 561, 574
3.1	Where it's possible to mark up content instead of using images, use a markup language.		
3.2	Make sure your document validates to formal published grammars.		
3.6	Only use list elements for actual lists , not formatting.	17	374, 375, 376, 377, 378, 379, 380, 381, 383, 384, 385, 386, 387, 388, 389, 390, 391
3.7	Mark up any quotations with the Q and BLOCKQUOTE elements.		
5.3	Avoid using tables to format text documents in columns unless the table can be linearized.		
5.5	If this is a data table (not used for layout only), provide a caption.	12	51, 274, 278, 352, 394, 448, 473, 506, 508, 559, 565, 570
6.4	If objects use event handlers, make sure they do not require use of a mouse.		
7.2	If this .gif image is animated, make sure it does not contain fast or distracting motion.	61	69, 73, 77, 81, 85, 89, 93, 97, 102, 106, 110, 114, 119, 124, 129, 141, 145, 149, 153, 157, 161, 171, 175,

			179, 183, 194, 200, 212, 216, 220, 224, 228, 232, 242, 246, 271, 276, 281, 303, 306, 310, 326, 329, 347, 350, 360, 367, 370, 398, 401, 408, 411, 414, 434, 441, 444, 446, 469, 503, 561, 574
9.2	Make sure that all elements that have their own interface are operable without a mouse.	3	15, 339, 572
10.1	If scripts create pop-up windows or change the active window, make sure that the user is aware this is happening.	3	15, 339, 572
10.2	Make sure that labels of all form controls are properly placed.		
11.1	Use the latest technology specification available whenever possible.		
11.2	Avoid use of obsolete language features if possible.	65	45, 63, 70, 74, 78, 82, 86, 90, 94, 98, 103, 107, 111, 115, 120, 125, 130, 138, 142, 146, 150, 154, 158, 162, 168, 172, 176, 180, 184, 190, 195, 201, 209, 213, 217, 221, 225, 229, 233, 239, 243, 247, 256, 287, 289, 313, 315, 320, 332, 363, 373, 382, 404, 419, 424, 428, 437, 451, 457, 462, 476, 486, 495, 515, 517
12.3	If there are logical groupings of form controls, use FIELDSET with LEGEND on each group.	1	31
12.3	Group related elements when possible.		
13.1	Make sure that all link phrases make sense when read out of context.		
13.3	Provide the user with a site map or table of contents , a description of the general layout of the site, the access features used, and instructions on how to use them.		
13.4	Provide a clear, consistent navigation structure.		

Priority 3 Checkpoints

[Collapse Section](#) ▲ | [Top of Page](#)



Errors

3 tests, 32 instances on page

	Guideline	Instances	Line Numbers
5.5	Provide a summary for tables.	12	32, 61, 58, 318, 365, 417, 449, 474, 301, 515, 285, 29
10.4	Include default, place-holding characters in edit boxes and text areas.	1	47
10.5	Separate adjacent links with more than	19	34, 34, 37, 37, 37, 37, 37, 37, 40, 40, 40,


whitespace.	40, 40, 40, 162, 420, 425, 429, 530, 548
-----------------------------	--

 **Warnings**

11 tests, 11 instances on page


	Guideline	Instances	Line Numbers
4.2	Use the ABBR and ACRONYM elements to denote and expand any abbreviations and acronyms that are present.		
9.4	Consider specifying a logical tab order among form controls, links, and objects.		
9.5	Consider adding keyboard shortcuts to frequently used links.		
9.5	Consider furnishing keyboard shortcuts for form elements .		
11.3	Allow users to customize their experience of the web page.		
13.5	Provide navigation bars for easy access to the navigation structure.		
13.6	If there are logical groups of links, make sure they are clearly identified .		
13.6	If you have grouped links, make sure there is a link at the beginning that allows the user to bypass the group.		
13.7	If there is a search feature, provide different types of searches for different skill levels and preferences.		
13.8	Provide distinguishing information at the beginning of headings, paragraphs, lists, etc.		
14.3	Use a consistent style of presentation between pages.		

Custom Accessibility Standards

 Watchfire WebXM and WebQA can identify pages that do not meet custom accessibility standards ([learn more](#))


Page Links

Links in:

 To help in site maintenance, Watchfire WebXM and WebQA can identify all of the pages that link to this page ([learn more](#))

Links out: 0


Link path from a starting URL:

 To help in site maintenance, Watchfire WebXM and WebQA can identify the URL path that links to this page ([learn more](#))

Now that you've tried **WebXACT** on a page, find out how Watchfire can help your entire site!

To learn more, choose a product:



Items marked with a Watchfire flame  indicate additional information that can be collected by Watchfire WebXM or WebQA.

[Privacy Statement](#) | [WebXACT Help](#) | [Watchfire Home](#) | [Add WebXACT To Your Site](#)

© 2003-2004 Watchfire Corporation